



HIGHER EDUCATION COMMISSION, PAKISTAN

Facilitating Institutes of Higher Learning to serve as an Engine of Growth for the Socio-Economic Development of Pakistan

Prime Minister's National Innovation Award

Application Form

Process Design Document

Table of Contents

Prime Minister Youth Innovation League Phase-1 Application Form.....	0
Process Design Document.....	0
1. Introduction.....	3
1.1 Process Objective	3
1.1.1 Scope of this process.....	3
1.1.2 Process Stakeholders.....	3
2. Business Process Details.....	5
2.1 Process Objective	5
2.1.1 Process Scope.....	5
2.1.2 Process Boundary	5
2.2 Sign-in / Sign-up	6
2.3 Application Form	7
2.3.1 Screen Design Application form	8
2.3.2 Screen Details application form.....	8
2.3.3 Applicant Details.....	8
2.3.4 Mentor Details.....	9
2.3.5 Innovation Details	10

1. INTRODUCTION

1.1 PROCESS OBJECTIVE

The Prime Minister Youth Innovation League Phase-1 Application Form takes into account any requests from the participants that submit in order to seek support from PMYIL initiative.

To submit the application for PMYIL, applicant will fill the online application form available at HEC PMYIL portal.

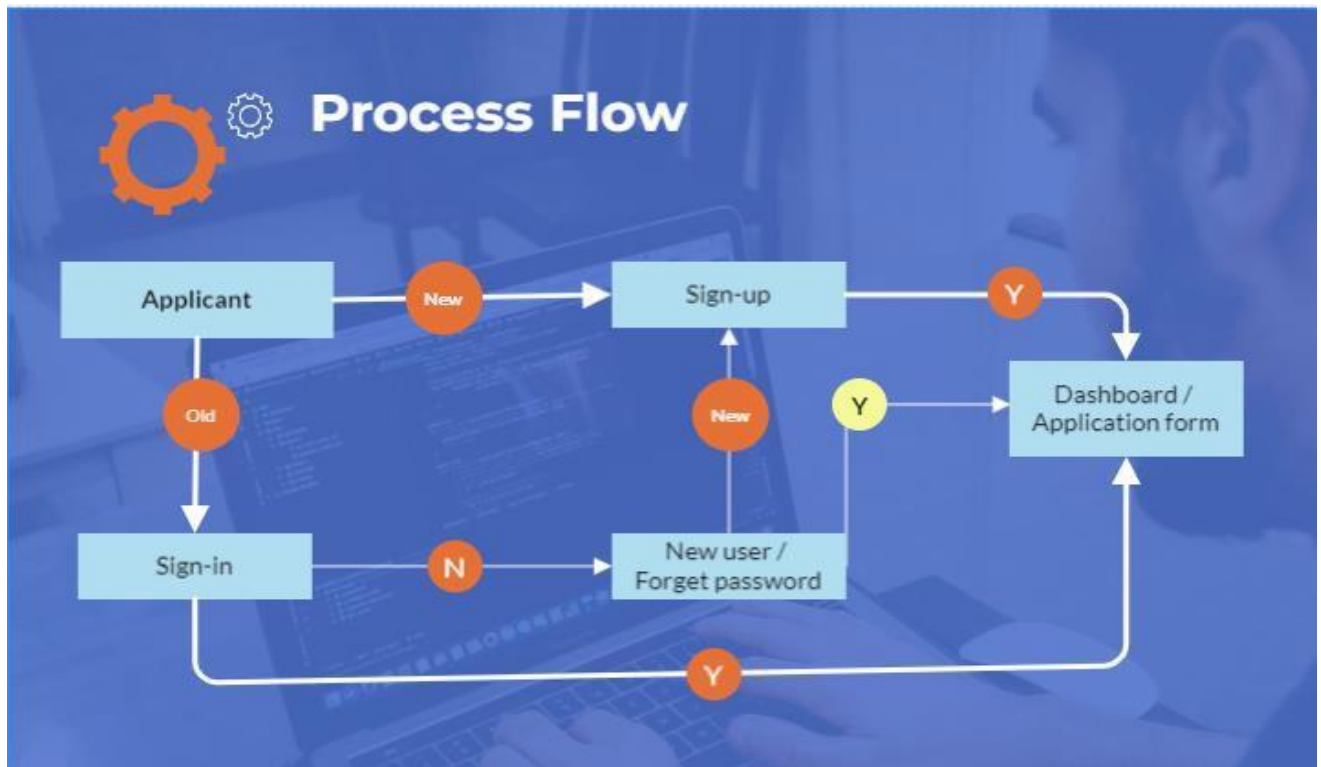
1.1.1 Scope of this process

The solution described in this document covers all the requirements of the Application intake process and this will be marked as finished on completion of scope defined in this document.

1.1.2 Process Stakeholders

The stakeholders associated with the process are:

S. No	Business Actor	Actor Type (e.g. Human, Sub-system, External Device)	Function / Business Actor Goal
1.	Applicant	Human	Sign-in Sign-up Fill / Save / Submit Application form



2. BUSINESS PROCESS DETAILS

2.1 PROCESS OBJECTIVE

PMYIL Phase 1 Application Form aims to provide an opportunity to users to participate in PMYIL initiative with their innovative ideas through HEC automated system. The system will provide ease, transparency and reliability for applicants through online portal.

2.1.1 Process Scope

2.1.1.1 Applicant

- Applicant will Sign Up/ Sign In.
- Applicant will fill the application form.
- Applicant will upload the required video link.
- Applicant will submit the application with mandatory information. (Validation only Pakistani/AJK students can apply)

2.1.2 Process Boundary

The process will maintain the 'PMYIL Application submission' cycle along with the following candidate statuses:

- **SAVED** –Online form is saved but not submitted
- **SUBMITTED** – Online form submitted

2.2 SIGN-IN / SIGN-UP

To access the application form, the applicant need to sign in or new applicant will have to sign up and create an account in the portal. For this purpose the nominal functionalities of sign in and sign up will be used.

1. After logging in the applicant will be directed to the application form.

2.2.1.1 Screen Design

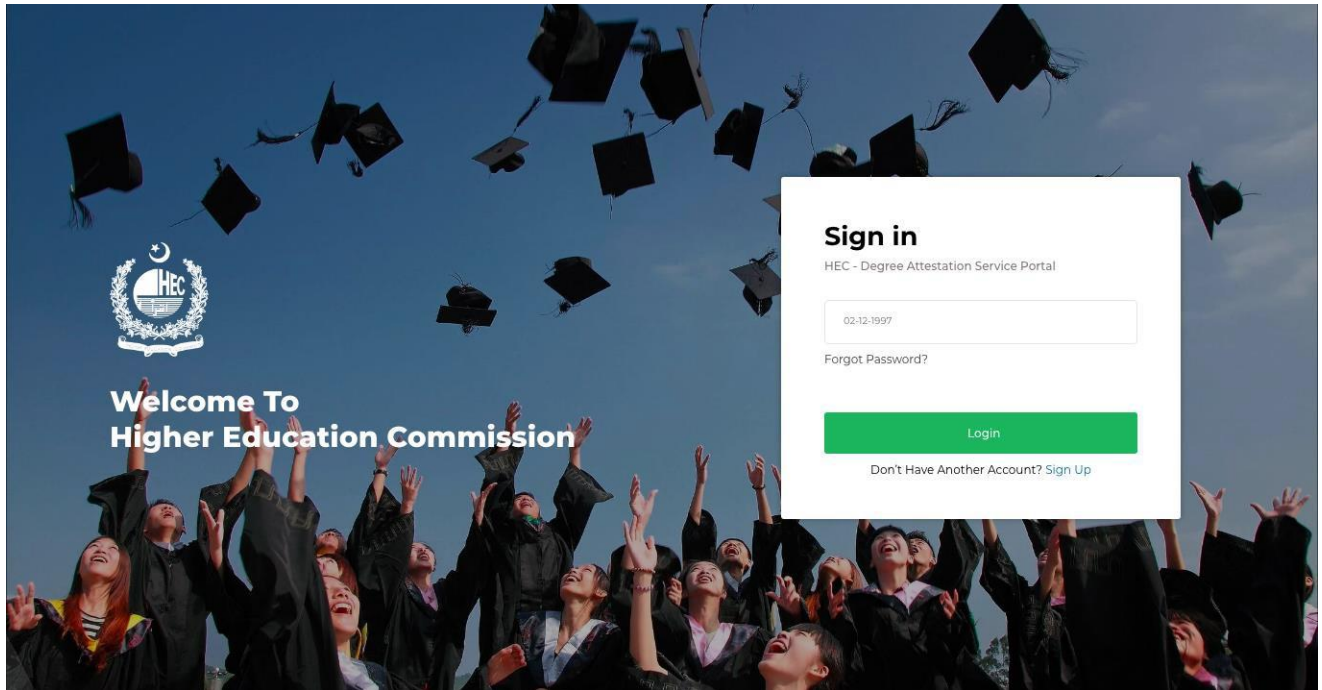


Figure 1 Sign In

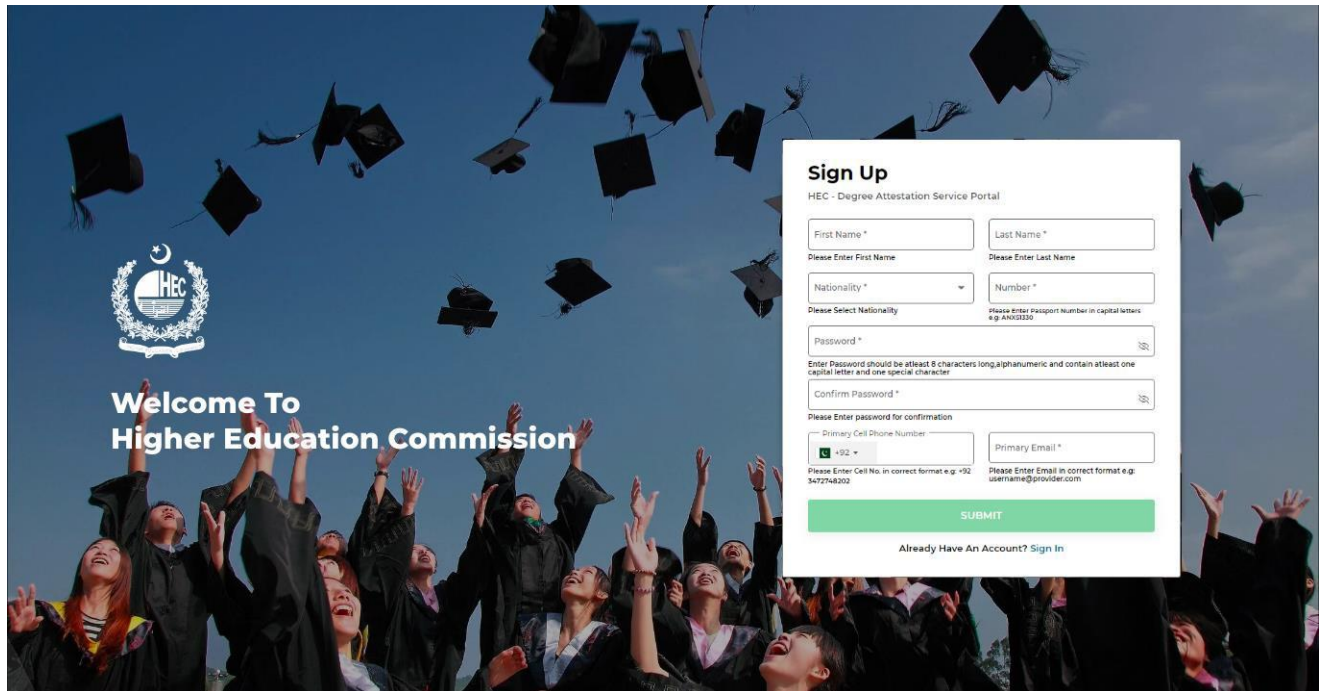


Figure 2: Sign Up

2.2.1.2 Screen Details

Field Name	Field Type	Validation	Description
First Name	Text	Mandatory	User will enter his First name in this field
Last Name	Text	Mandatory	User will enter his Last name in this field
Nationality	Dropdown	Mandatory	User will select the nationality from the dropdown
ID Type	Dropdown	Mandatory	User will select the ID type from the dropdown <ul style="list-style-type: none"> ID Number Passport Number
Password	Password	Mandatory	
Confirm Password	Password	Mandatory	
Code	Dropdown	Mandatory	User will select the code of the contact number from dropdown
Cell Phone #	Number	Mandatory	User will enter the contact number in this field
Primary Email	Email	Mandatory	User will enter the Primary Email in this field

This portal will host on URL: pmyil.hec.gov.pk

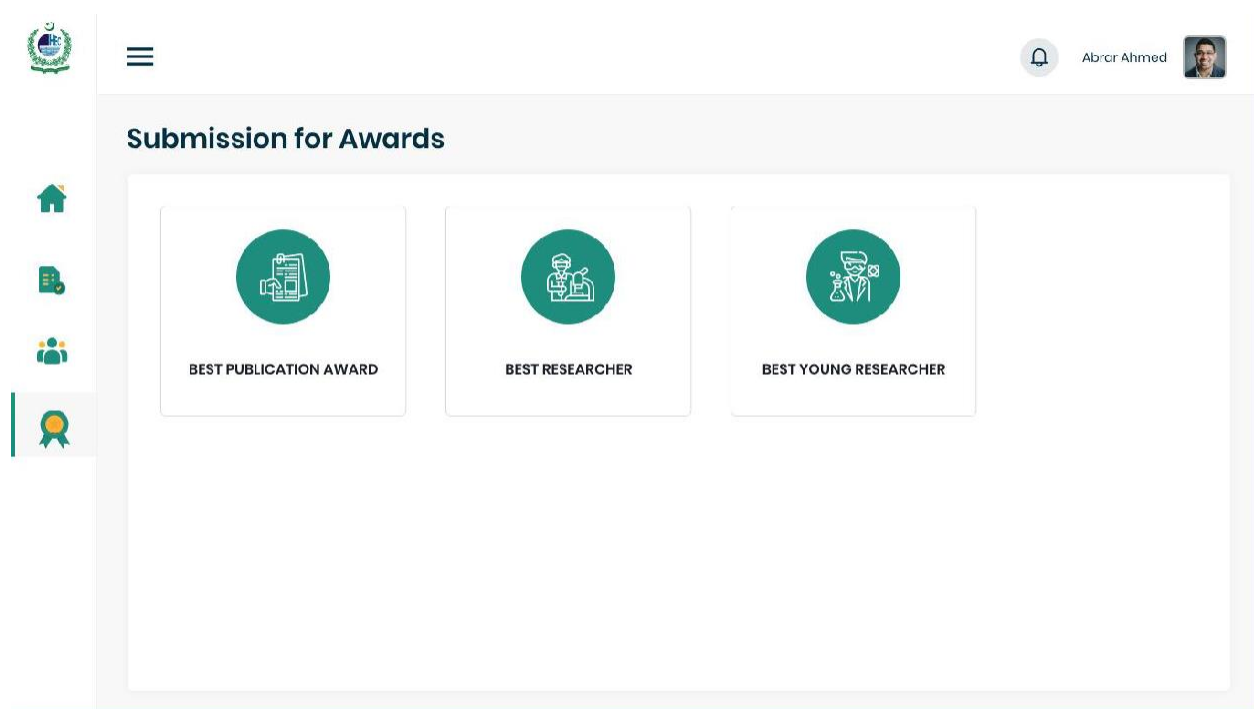
2.3 APPLICATION FORM

Applicant Sign In/Sign Up and Profile will be same as already being used in HEC eservices Portal.

After sign in/sign up and completing profile applicant will go to “apply for PMYIL” section to access application forms. Applicant would be allowed to submit only one application for Prime Minister Youth Innovation League (PMYIL).

2.3.1 Screen Design Application form:

Below Screen is for reference, PMYIL application form will not be same like it.



2.3.2 Screen Details application form

Application form will be tab based containing following tabs:

- **Applicant Details**
- **Mentors Details**
- **Innovation Details**
- **Supporting documents / Evidence**

2.3.3 Applicant Details

Field Name	Field Type	Validation	Description
Applicant Details (section 1)			
<i>Personal details of the applicant / Student (Team lead in case of team)</i>			
First Name	Text	Mandatory	Auto fetched from sign-up details
Last Name	Text	Mandatory	Auto fetched from sign-up details
Primary Email	Email	Mandatory	Auto fetched from sign-up details

Cell Phone #	Number	Mandatory	Auto fetched from sign-up details
Gender	Radio button	Mandatory	Same as used in HEC common profile with option: Male, Female, Others
Date of birth	Date picker	Mandatory	Date of birth format with all standard validations (From 18 years to 40 years limit)
House Address	Textbox	Mandatory	Postal address of the applicant
University / DAI / Institution	Dropdown	Mandatory	From HEC DB
Degree Level	Dropdown	Mandatory	From HEC DB
Affiliated collage / Department	Dropdown	Optional	From HEC DB
Expected or Actual Date of graduation	Date picker	Mandatory	

Instructions in Blue bar **“In case of Team submission, mention particulars of Team Lead”**

Field Name	Field Type	Validation	Description
Team details (section 2)			
Checkbox	Checkbox	Mandatory	“On Check” following team section will be appeared. On “Uncheck” following team section will be disappear.
Name	Text	Mandatory	
Primary Email	Email	Mandatory	
Cell Phone #	Number	Mandatory	
Gender	Radio button	Mandatory	Same as used in HEC common profile with option: Male, Female, Others
Date of birth	Date picker	Mandatory	Date of birth format with all standard validations
House Address	Textbox	Mandatory	Postal address of the applicant
University / DAI / Institution	Dropdown	Mandatory	From HEC DB
Degree Level	Dropdown	Mandatory	From HEC DB
Affiliated collage / Department	Dropdown	Optional	From HEC DB
Expected Date Degree Completion	Date picker	Mandatory	
“Click here to add”	Button	Mandatory	On click the above team section will be appear to add more team members info.
(i) Motivation of Applicant/ team	Description box	Mandatory	Max 100 words
(ii) Team Skills	Description box	Mandatory	Skills of the Team (Max 100 words)

Upper two bold lines will be for overall team and part of Application tab

2.3.4 Mentor Details

Mentor Details

Mentor / Supervisor Name	Text	Mandatory	
Mentor / Supervisor contact	Cell number	mandatory	Cell number format
Mentor / Supervisor Email	Email	mandatory	Email format
Designation	Textbox	mandatory	
University / DAI / Institution	Dropdown	mandatory	From HEC DB

2.3.5 Innovation Details

Field Name	Field Type	Validation	Description
Innovation Details			
Project Title	Text	Mandatory	
Problem statement	Description box	Not Mandatory	
Targeted thematic area	Dropdown	Mandatory	Choose from list (Dropdown option) <ul style="list-style-type: none"> • Food Security • Water Management & Sustainability • Climate Change & Environment • IT & Telecom • Sociology and Philosophy • Urban Planning • Innovative Governance & Reforms • Sustainable Energy • Health care and Medical Sciences
Which Sustainable Development Goal will your solution impact? (Check boxes)	Checkboxes	Mandatory	<ol style="list-style-type: none"> 1. No Poverty 2. Zero Hunger 3. Good Health and Well-being 4. Quality Education 5. Gender Equality 6. Clean Water and Sanitation 7. Affordable and Clean Energy 8. Decent Work and Economic Growth 9. Industry, Innovation and Infrastructure 10. Reduced Inequality 11. Sustainable Cities and Communities 12. Responsible Consumption and Production 13. Climate Action 14. Life Below Water 15. Life on Land

			16. Peace and Justice Strong Institutions 17. Partnerships to achieve the Goal
Describe your innovation solution	Description box	Mandatory	Maximum 200 words
What Problem (s) will your solution solve	Description box	Mandatory	Maximum 200 words
Who will take benefit from your proposed solution	Description box	Mandatory	Maximum 200 words
How is your idea unique and different from existing solutions?	Description box	Mandatory	Maximum 200 words
How much time is required for outcomes of your solution?	Description box	Mandatory	Maximum 200 words
Have you secured any grant or investment for your solution?	Description box	Mandatory	Maximum 200 words

Field Name	Field Type	Validation	Description
Supporting documents			
Name of document(s) / 2minute Video link	Textbox	Mandatory	URLs or Links

In this phase we will develop the application intake module. Rest of the process (scrutiny and evaluation) scope will be finalized on latter stage.

